





Club Health Assessment for District 3 E through December 2024

			Status	Membership							Reports					Finance	LCIF
Club Number	Club Name	Charter Date		Current Member Count	YTD Members Added	YTD Members Dropped	YTD Net Growth	YTD Net Growth%	Member Count 12 Months Ago	Avg. length of service for dropped members	Months Since Last MMR ***	Yrs. Since Last Officer Report	President Rotation	Vice President Reported ****	Months Since Last Activity Report ***	Account Balance	Donations for current Fiscal Year
			Number of times on status quo within last two years	If below 15 members appears				If net loss is greater than 20% appears			If no report in 3 months appears in	When more than one year appears in	Number of repeat terms	Notes the officers that do not have an active	If no report at 12 months red		
Clubs less than two years old																	
157521	Bokoshe	03/26/2024	Active	37	0	4	-4	-9.76%	0	1	0		2	N	M,VP,SC	9	
Clubs more than two years old																	
1661	BARTLESVILLE	05/04/1921	Active	31	3	0	3	10.71%	26		2			N		2	\$3,000.00
1896	BRISTOW	11/30/1921	Active	31	4	0	4	14.81%	26		2			N	P,SC	19	
47013	BROKEN ARROW	03/05/1987	Active	9	0	1	-1	-10.00%	10	17	1		5		P,M,VP,SC	24+	
67489	BROKEN ARROW NOON	03/26/2003	Active	7	0	0	0	0.00%	6		5				M,VP,SC	20	
1702	BROKEN BOW	03/07/1929	Active	16	0	0	0	0.00%	18		4		3	R	SC	7	\$125.00
Exc Award (06/30/2018)																	
1664	CHECOTAH	11/18/1921	Active	26	0	2	-2	-7.14%	28	31	2				M,VP,SC	24+	
43131	CLAYTON	11/21/1983	Active	19	0	1	-1	-5.00%	18	30	0		3		T,M,VP,SC	12	
1667	COWETA	02/02/1940	Active	16	0	0	0	0.00%	16		2		3	N	M,VP,SC	N/R	
1668	DEWEY	05/13/1952	Active	11	0	0	0	0.00%	13		0			N	M,SC	24+	
1669	FAIRLAND	10/27/1953	Active	19	2	1	1	5.56%	17	47	0		2	N		0	\$250.00
1714	HEAVENER	01/30/1923	Active	24	0	0	0	0.00%	21		7			N	P,M,VP,SC	24+	
1671	HENRYETTA	05/17/1929	Active	57	9	1	8	16.33%	56	15	1		None		P,T,M,VP,SC	1	90+ Days
Exc Award (06/30/2016, 06/30/2018, 06/30/20)																	
43705	HOLDENVILLE	04/30/1984	Active	16	0	1	-1	-5.88%	17	2	2			N	M,VP,SC	0	
1717	HUGO	06/11/1919	Active(1)	13	4	1	3	30.00%	18	4	3			N	M,SC	24+	90+ Days
1718	IDABEL	12/14/1928	Active	28	0	0	0	0.00%	27		3			IP	P,M,SC	24+	\$250.00
64980	JAY	02/06/2002	Active	10	0	0	0	0.00%	13		2		4	R	M,SC	24+	
1725	MC ALESTER	06/13/1918	Active	24	0	6	-6	-20.00%	43	20	0				VP,SC	2	
1676	MIAMI	03/18/1921	Active	14	0	0	0	0.00%	14		0		6		T,M,VP,SC	24+	
1678	MORRIS	01/24/1961	Active	15	0	0	0	0.00%	15		31		3		M,VP,SC	24+	
44934	MULDROW	05/09/1985	Active	8	0	5	-5	-38.46%	13	27	2		4		P,M,VP,SC	N/R	
1679	MUSKOGEE	10/26/1916	Active	25	1	0	1	4.17%	26		2			N	M,SC	24+	



Club Health Assessment for District 3 E through December 2024

			Status	Membership							Reports					Finance	LCIF
Club Number	Club Name	Charter Date		Current Member Count	YTD Members Added	YTD Members Dropped	YTD Net Growth	YTD Net Growth%	Member Count 12 Months Ago	Avg. length of service for dropped members	Months Since Last MMR ***	Yrs. Since Last Officer Report	President Rotation	Vice President Reported ****	Months Since Last Activity Report ***	Account Balance	Donations for current Fiscal Year
			Number of times on status quo within last two years	If below 15 members appears				If net loss is greater than 20% appears			If no report in 3 months appears in	When more than one year appears in	Number of repeat terms	Notes the officers that do not have an active	If no report at 12 months appears in red		
1681	NOWATA	04/20/1948	Active	6	0	0	0	0.00%	6		2		7	M,VP,SC	N/A		
1683	OKMULGEE	02/05/1919	Active	27	2	5	-3	-10.00%	28	16	0			N	M,SC	1	
40488	POCOLA	11/17/1981	Active	14	0	0	0	0.00%	16		6			R	M,SC	16	\$270.00
1686	PORTER	04/29/1964	Active	16	0	0	0	0.00%	14		9		3	M,VP,SC	24+		
1727	POTEAU EVENING	01/17/1961	Active	7	0	0	0	0.00%	7		6		2	R	VP,SC	14	\$512.70
1687	PRYOR	09/23/1948	Active	22	0	1	-1	-4.35%	23	50	0		2		M,VP,SC	12	
1689	SALLISAW	04/11/1938	Active	60	0	0	0	0.00%	59		3			N	T,M,SC	24+	
Exc Award (06/30/2016)																	
1926	SAPULPA	06/10/1949	Active	17	0	1	-1	-5.56%	21	17	4		2	R	M,SC	24+	
61326	TAHLEQUAH	12/07/1998	Active	10	0	3	-3	-23.08%	13	3	3				M,VP,SC	24+	
1733	TALIHINA	06/08/1929	Active	8	0	0	0	0.00%	10		2		4	R	P,M,SC	24+	
1933	TULSA DOWNTOWN	10/11/1916	Active	35	7	1	6	20.69%	29	0	1			N	SC	1	
Exc Award (06/30/2021)																	
1928	TULSA METRO-MC CULLOUGH	02/09/1956	Active	9	0	0	0	0.00%	7		5		11		M,VP,SC	24+	
36432	VIAN	01/18/1979	Active	8	0	0	0	0.00%	8		7		None		P,S,M,VP,SC	13	
1693	VINITA	04/15/1931	Active	57	1	3	-2	-3.39%	58	1	0			N	SC	17	
1694	WAGONER	05/20/1946	Active	22	0	0	0	0.00%	20		2		5		T,M,VP,SC	8	
1737	WILBURTON	05/04/1922	Active	26	1	0	1	4.00%	26		1			R	M,VP,SC	16	\$100.00
1697	WYANDOTTE	04/22/1958	Active	13	1	5	-4	-23.53%	18	10	3		12		M,VP,SC	14	

Clubs Cancelled Previous Fiscal Year – Clubs Cancelled within last 12 months may be reinstated

Club Number	Club Name	Charter Date	Current Status*	Cancellation Date
97105	CHELSEA	05/09/2006	Cancelled(6*)	12/29/2023
109673	MUSKOGEE COUNTY	01/15/2011	Cancelled(6*)	12/29/2023
1934	TULSA BROOKSIDE	05/18/1948	Cancelled(6*)	06/29/2024



Club Health Assessment for District 3 E through December 2024

				Status				Membership						Reports				Finance		LCIF
Club Number	Club Name	Charter Date																		

* - P - Priority Club. Cancellation Reasons: 1-Objectives/conduct, 2-Non-active club, 5-Non-existing club, 6-Disbanding, 7-Merger, 8-Financial Suspension, 9-District/Multiple District Dues.


** - Abbreviation: P-President, S-Secretary, T-Treasurer, M-Member Chairperson, VP-First Vice President, MC-Communications Chairperson, SC-Service Chairperson

*** - Abbreviation: N/R - Never reported using the Lions Clubs website, N/A - Not applicable, No password registered for the Lions Clubs website.

**** - Abbreviation: N - New, IP - Immediate Past, R - Repeat.




Club Health Assessment for District 3 NW through December 2024

			Status	Membership						Reports					Finance		LCIF	
Club Number	Club Name	Charter Date		Current Member Count	YTD Members Added	YTD Members Dropped	YTD Net Growth	YTD Net Growth%	Member Count 12 Months Ago	Avg. length of service for dropped members	Months Since Last MMR ***	Yrs. Since Last Officer Report	President Rotation	Vice President Reported ****	Months Since Last Activity Report ***	Account Balance	Donations for current Fiscal Year	
			Number of times on status quo within last two years	If below 15 members appears					If net loss is greater than 20% appears		If no report in 3 months appears in	When more than one year appears in	Number of repeat terms	Notes the officers that do not have an active	If no report at 12 months red			
Clubs more than two years old																		
1794	BALKO	04/09/1973	Active	19	2	0	2	11.76%	19		2			P,M,VP,SC	24+	90+ Days		
1797	BURLINGTON	12/15/1965	Active	19	0	0	0	0.00%	18		7		2	M,VP,SC	N/R			
1798	CANTON	11/14/1929	Active(1)	7	0	0	0	0.00%	7		13		9	T,M,VP,SC	N/R			
1898	CHANDLER	01/10/1946	Active	56	5	1	4	7.69%	51	13	0		N	M,SC	24+			
1800	CHEROKEE	05/04/1928	Active	17	0	0	0	0.00%	17		5			IP	T,M,VP,SC	N/R		\$69.00
1802	COVINGTON	11/24/1964	Cancelled(6*)	0	0	11	-11	-100.00%	14	24	7		None	P,S,T,M,VP SC	24+			
1803	CRESCENT	03/23/1935	Active	11	0	0	0	0.00%	11		9		5	R	T,M,VP,SC	24+		
1900	CUSHING	04/20/1921	Active	29	0	2	-2	-6.45%	30	18	4			N	M,SC	24+		
Exc Award (06/30/2019)																		
1901	DAVENPORT	03/18/1954	Active	13	0	0	0	0.00%	13		4		8	R	P,M,VP,SC	24+		\$200.00
1809	FAIRVIEW	04/25/1928	Active	63	4	4	0	0.00%	71	9	0			N	M,SC	24+		
1812	GARBER	09/06/1948	Active	12	1	0	1	9.09%	11		4		4	R	M,SC	17		
1814	GOODWELL	08/30/1948	Active	2	0	0	0	0.00%	2		14		6	R	M,SC	0		
1815	GUTHRIE	11/10/1919	Active(1)	34	0	1	-1	-2.86%	34	56	0		2	R	M,VP,SC	7		
1816	GUYMON	06/27/1928	Active	31	0	0	0	0.00%	30		8			N	P,M,VP,SC	8		
1817	HELENA	04/17/1951	Active	9	0	0	0	0.00%	9		28		8		T,M,VP,SC	24+		
1818	HENNESSEY	01/25/1934	Active	26	0	0	0	0.00%	26		14		None	P,M,VP,SC	24			
30757	JET	05/06/1975	Active	17	0	0	0	0.00%	16		7		8	R	T,M,VP,SC	14		\$200.00
1822	KINGFISHER	02/29/1932	Active(1)	34	9	12	-3	-8.11%	37	14	0			N	M,SC	24+		
1823	KREMLIN	04/04/1966	Active	27	3	4	-1	-3.57%	28	3	3		None	P,T,M,VP,SC	16			
1827	LAVERNE	01/20/1947	Active	19	0	0	0	0.00%	16		9		3	R	M,VP,SC	7		
Exc Award (06/30/2024)																		
1828	LOMEGA L C	12/26/1972	Active	15	0	0	0	0.00%	17		6			N	T,M,SC	0		
1832	MEDFORD	10/20/1927	Active	9	0	1	-1	-10.00%	9	26	0			N	SC	12		



Club Health Assessment for District 3 NW through December 2024

			Status	Membership							Reports					Finance		LCIF
Club Number	Club Name	Charter Date		Current Member Count	YTD Members Added	YTD Members Dropped	YTD Net Growth	YTD Net Growth%	Member Count 12 Months Ago	Avg. length of service for dropped members	Months Since Last MMR ***	Yrs. Since Last Officer Report	President Rotation	Vice President Reported ****	Months Since Last Activity Report ***	Account Balance	Donations for current Fiscal Year	
			Number of times on status quo within last two years	If below 15 members appears				If net loss is greater than 20% appears			If no report in 3 months appears in	When more than one year appears in	Number of repeat terms		Notes the officers that do not have an active	If no report at 12 months appears in red		
1911	MORRISON	04/18/1967	Active	32	0	0	0	0.00%	32		7			N	M,SC	24+		
1829	MULHALL-ORLANDO	03/17/1970	Active	11	2	1	1	10.00%	9	5	0			N	P,T,M,SC	2	\$200.00	
1913	NEWKIRK	12/08/1950	Active	16	0	0	0	0.00%	17		10		7	R	SC	7		
1808	NORTH ENID	08/30/1962	Active	31	1	2	-1	-3.13%	32	48	0			N	P	1	\$2,000.00	
Exc Award (06/30/2017)																		
1835	OKARCHE	11/30/1949	Active	45	0	2	-2	-4.26%	50	8	2		None		P,VP,SC	24+		
1918	PERKINS	01/05/1950	Active	24	1	1	0	0.00%	15	1	0		2	R		7	\$100.00	
1919	PERRY	01/14/1926	Active	33	2	2	0	0.00%	34	44	2			N	M,SC	2		
1921	PONCA CITY AFTER FIVE	04/28/1965	Active	15	1	2	-1	-6.25%	10	1	4		2	R	M,SC	4		
1920	PONCA CITY NOON	06/30/1922	Active	45	1	1	0	0.00%	43	2	1			N	SC	0	\$40.00	
Exc Award (06/30/2023)																		
1922	PRAGUE	05/16/1949	Active	27	0	0	0	0.00%	27		6			N	SC	24+		
35025	RINGWOOD	02/13/1978	Active	10	0	0	0	0.00%	12		6		None		P,T,M,VP,SC	24+		
1837	SEILING	12/10/1929	Active	13	0	0	0	0.00%	13		14		2	R	P,M,VP,SC	24+		
1930	STILLWATER NOON	06/03/1965	Active	82	4	4	0	0.00%	81	11	0			N		2	\$240.00	
Exc Award (06/30/2022, 06/30/2023, 06/30/20)																		
1931	STROUD	06/12/1941	Active	26	0	2	-2	-7.14%	29	2	4				VP,SC	17	\$100.00	
1841	WAKITA	10/04/1929	Active	23	0	0	0	0.00%	26		8		None		P,S,T,M,VP SC	24+		
1842	WATONGA	03/23/1950	Active	22	1	1	0	0.00%	23	1	5		None	N	P,T,VP,SC	14		
1790	WEATHERFORD	04/17/1962	Active	12	0	0	0	0.00%	12		20		2		S,T,M,VP,SC	16		
1845	WOODWARD	01/23/1928	Active	24	0	0	0	0.00%	22		9		16	R	P,M,VP,SC	N/R		

Clubs Cancelled Previous Fiscal Year – Clubs Cancelled within last 12 months may be reinstated

Club Number	Club Name	Charter Date	Current Status*	Cancellation Date
1834	NASH	02/05/1937	Cancelled(8*)	12/29/2023



Club Health Assessment for District 3 NW through December 2024

Club Number			Club Name			Charter Date			Status				Membership						Reports				Finance		LCIF
									Current Member Count	YTD Members Added	YTD Members Dropped	YTD Net Growth	YTD Net Growth%	Member Count 12 Months Ago	Avg. length of service for dropped members	Months Since Last MMR ***	Yrs. Since Last Officer Report	President Rotation	Vice President Reported ****	Months Since Last Activity Report ***	Account Balance	Donations for current Fiscal Year			
									Number of times on status quo within last two years	If below 15 members appears			If net loss is greater than 20% appears			If no report in 3 months appears in		When more than one year appears in	Number of repeat terms	Notes the officers that do not have an active		If no report at 12 months appears in red			
Current Total Clubs Count	YTD New Clubs Count	YTD Cancelled Clubs Count	YTD Net Club Gain	Current Total Members Count	YTD Add	YTD Drop	YTD Net Growth	YTD Net Growth %	Member Count 12 Months Ago	Average Member Count Per Club	% of Clubs with less than 20 members	% No MMR in 3 Months	% No Officer Report in 12 Months	% of Clubs with balance 90+ days	Number of Clubs in Status Quo	% Status Quo Clubs in Financial Suspension	Number of Cancelled Clubs	Average Cancelled Club Age	Members Lost Due to Cancellation	% of Clubs Cancelled for Non-Financial Reasons					
39	0	1	-1	960	37	54	-17	-1.74%	973	25	49%	67%	0%	3%	0	0%	1	147	11	0%					

* - P - Priority Club. Cancellation Reasons: 1-Objectives/conduct, 2-Non-active club, 5-Non-existing club, 6-Disbanding, 7-Merger, 8-Financial Suspension, 9-District/Multiple District Dues.


** - Abbreviation: P-President, S-Secretary, T-Treasurer, M-Member Chairperson, VP-First Vice President, MC-Communications Chairperson, SC-Service Chairperson

*** - Abbreviation: N/R - Never reported using the Lions Clubs website, N/A - Not applicable, No password registered for the Lions Clubs website.

**** - Abbreviation: N - New, IP - Immediate Past, R - Repeat.



Club Health Assessment for District 3 SW through December 2024

			Status	Membership							Reports					Finance		LCIF
Club Number	Club Name	Charter Date		Current Member Count	YTD Members Added	YTD Members Dropped	YTD Net Growth	YTD Net Growth%	Member Count 12 Months Ago	Avg. length of service for dropped members	Months Since Last MMR ***	Yrs. Since Last Officer Report	President Rotation	Vice President Reported ****	Months Since Last Activity Report ***	Account Balance	Donations for current Fiscal Year	
			Number of times on status quo within last two years	If below 15 members appears				If net loss is greater than 20% appears			If no report in 3 months appears in	When more than one year appears in	Number of repeat terms	Notes the officers that do not have an active	If no report at 12 months appears in red			
Clubs more than two years old																		
1698	ADA	05/08/1919	Active	49	8	4	4	8.89%	44	7	0			N	0	90+ Days	\$320.00	
Exc Award (06/30/2016, 06/30/2018, 06/30/2020)																		
1740	ALTUS	04/15/1941	Active	14	2	1	1	7.69%	17	6	2		None	P,T,M,VP,SC	14	90+ Days	\$150.00	
Exc Award (06/30/2017)																		
1742	ANADARKO	03/01/1949	Active	27	0	1	-1	-3.57%	26	8	1			N	17	90+ Days		
1743	ARDMORE	03/12/1917	Active	29	3	2	1	3.57%	27	5	0			M,VP,SC	24+			
Exc Award (06/30/2016)																		
1700	ATOKA	03/13/1940	Active	22	0	7	-7	-24.14%	30	9	0			M,VP,SC	24+			
Exc Award (06/30/2016, 06/30/2019)																		
67211	BINGER	02/05/2003	Active	9	0	0	0	0.00%	9		93		None	P,S,T,M,VP SC	24+			
1747	CACHE	11/20/1958	Active	12	0	1	-1	-7.69%	15	4	3		24	R	24+			
1748	CANUTE	08/10/1961	Active	35	0	0	0	0.00%	35		23		5	R	M,VP,SC	24+		\$40.00
1853	CHICKASHA	07/28/1917	Active	29	3	2	1	3.57%	26	11	1			N	SC	10		
1750	CLINTON	04/07/1947	Active	20	0	0	0	0.00%	20		18			P,S,T,M,VP SC	24+			
66624	CORDELL	09/19/2002	Active	11	0	1	-1	-8.33%	12	22	5		6	S,M,VP,SC	24+			
1756	DUNCAN	07/07/1949	Active	23	1	3	-2	-8.00%	28	29	1		2	R	M,VP,SC	24+		
1708	DURANT	01/02/1920	Active	28	6	2	4	16.67%	25	1	1		2	N	SC	4		
1856	EDMOND	03/26/1963	Active	18	2	2	0	0.00%	18	12	4		None	P,M,VP,SC	1			
Exc Award (06/30/2018)																		
1857	EL RENO	08/16/1917	Active(1)	16	1	3	-2	-11.11%	18	6	1			N	SC	24+		
49248	EL RENO CANADIAN VALLEY	02/27/1989	Active	20	1	1	0	0.00%	20	7	2		3	R	M,SC	N/R		
1759	ELK CITY	05/25/1948	Active	14	0	0	0	0.00%	14		18	1	None	P,S,T,M,VP SC	24+	90+ Days		
1763	FREDERICK	03/04/1920	Active	22	1	0	1	4.76%	19		4			N	M,SC			16
1765	GRANITE	05/21/1948	Active	20	0	4	-4	-16.67%	23	5	1			M,VP,SC	8			
1858	HARRAH	09/19/1962	Active	15	0	4	-4	-21.05%	19	7	0			N	M,SC			24+



Club Health Assessment for District 3 SW through December 2024

			Status	Membership							Reports					Finance		LCIF
Club Number	Club Name	Charter Date		Current Member Count	YTD Members Added	YTD Members Dropped	YTD Net Growth	YTD Net Growth%	Member Count 12 Months Ago	Avg. length of service for dropped members	Months Since Last MMR ***	Yrs. Since Last Officer Report	President Rotation	Vice President Reported ****	Months Since Last Activity Report ***	Account Balance	Donations for current Fiscal Year	
			Number of times on status quo within last two years	If below 15 members appears					If net loss is greater than 20% appears		If no report in 3 months appears in	When more than one year appears in	Number of repeat terms	Notes the officers that do not have an active	If no report at 12 months appears in red			
1767	HEALDTON	04/29/1926	Active(1)	12	0	0	0	0.00%	17		10		5	S,M,VP,SC	24+	90+ Days	\$20.00	
52445	HINTON	01/27/1992	Active	10	0	0	0	0.00%	10		24	1	None	P,S,T,M,VP SC	24+			
1768	HOBART	05/26/1949	Active	22	0	0	0	0.00%	21		9		N	P,M	7			
1723	KONAWA	09/23/1927	Cancelled(8*)	0	1	11	-10	-100.00%	0	1	2		None	P,S,T,M,VP SC	8			
30319	LAWTON N E	03/11/1975	Cancelled(6*)	0	0	0	0	0.00%	13		2	1	None	P,S,T,M,VP SC	20			
1772	LAWTON NOON	02/27/1941	Active	21	4	4	0	0.00%	21	12	0		N	M,SC	3			
Exc Award (06/30/2017)																		
105627	LAWTON PATRIOTS	06/01/2009	Active	7	0	0	0	0.00%	7		18		7	P,M,VP,SC	24+			
1860	LINDSAY	04/07/1947	Cancelled(8*)	0	0	16	-16	-100.00%	16	17	15	1	None	P,S,T,M,VP SC	24+			
1775	LONE WOLF	01/09/1950	Cancelled(8*)	0	0	19	-19	-100.00%	19	26	31		None	P,S,T,M,VP SC	24+			
1776	MANGUM	10/30/1958	Active	8	0	9	-9	-52.94%	15	5	2		None	N P,S,M,SC	24+			
1778	MARIETTA	11/06/1946	Cancelled(8*)	0	0	23	-23	-100.00%	23	14	12	1	None	P,S,T,M,VP SC	N/R	90+ Days		
1777	MARLOW	01/14/1927	Active	37	1	1	0	0.00%	38	12	3		R	P,T,M,VP,SC	N/R			
1863	MIDWEST CITY	01/29/1945	Active	8	0	0	0	0.00%	10		6		6	N SC	14			
1867	MUSTANG	11/02/1964	Active(1)	21	4	0	4	23.53%	17		3		6	M,VP,SC	N/A			
123242	Newcastle Community	09/30/2014	Cancelled(8*)	0	0	5	-5	-100.00%	5	3	13		None	P,S,T,M,VP SC	24+	90+ Days		
1870	NORMAN	01/16/1920	Active	33	2	1	1	3.13%	32	0	2		N	VP,SC	N/R	\$100.00		
1871	NORMAN SOONER	04/09/1963	Active	9	0	0	0	0.00%	10		6		2	M,VP,SC	24+	\$150.00		
1874	OKLA CITY CAPITOLHILL	12/31/1931	Active	13	0	0	0	0.00%	13		4		R	M,SC	12			
1877	OKLAHOMA CITY NORTHWEST	08/23/1961	Active	24	1	0	1	4.35%	23		1		N	SC	2			
Exc Award (06/30/2016)																		
1880	OKLAHOMA CITY WEST SIDE	04/24/1951	Active	15	0	0	0	0.00%	16		6		N	SC	0			
108808	PAULS VALLEY	06/25/2010	Active	9	0	4	-4	-30.77%	13	10	0			T,M,VP,SC	24+			
1882	POCASSET	06/01/1967	Active	30	3	1	2	7.14%	27	25	2		None	P,S,M,VP,SC	24+	90+ Days		
1883	PURCELL	04/22/1947	Active	11	0	0	0	0.00%	11		2		3	S,M,VP,SC	N/R			



Club Health Assessment for District 3 SW through December 2024

					Membership										Reports					Finance		LCIF
Club Number	Club Name	Charter Date	Status	Current	YTD	YTD	YTD	YTD	Member	Avg. length	Months Since Last MMR ***	Yrs. Since Last Officer Report	President Rotation	Vice President Reported ****	Months Since Last Activity Report ***	Account Balance	Donations for current Fiscal Year					
				Member Count	Members Added	Members Dropped	Net Growth	Net Growth%	Count 12 Months Ago	of service for dropped members												
			Number of times on status quo within last two years	If below 15 members appears					If net loss is greater than 20% appears		If no report in 3 months appears in	When more than one year appears in	Number of repeat terms		Notes the officers that do not have an active	If no report at 12 months appears in red						
1884	RUSH SPRINGS	05/13/1932	Active	16	0	0	0	0.00%	17		6				P,T,M,VP,SC	N/R						
1730	SEMINOLE	04/30/1935	Active	54	5	3	2	3.85%	55	2	2		None		P,M,VP,SC	24+		\$2,000.00				
Exc Award (06/30/2018)																						
1885	SHAWNEE	12/21/1919	Active	27	0	2	-2	-6.90%	28	1	4				M,VP,SC	2		\$1,000.00				
Exc Award (06/30/2020)																						
1887	SURREY HILLS	04/26/1973	Active	18	0	0	0	0.00%	20		8		4		M,VP,SC	24+						
1888	THE VILLAGE	03/11/1953	Active	17	0	0	0	0.00%	17		5		9		M,VP,SC	24+						
1734	TISHOMINGO	03/07/1955	Active	19	4	2	2	11.76%	17	3	5		4	N	M,SC	24+						
1890	UNION CITY	04/18/1958	Active	21	0	0	0	0.00%	19		9		2	R	M,VP,SC	24+						
1787	VELMA ALMA	10/14/1952	Active	12	0	2	-2	-14.29%	14	30	3		None		P,S,T,M,VP SC	24+						
1892	WANETTE	04/27/1965	Active	9	0	0	0	0.00%	11		1		8	R	M,SC	24+						
1789	WAURIKA	02/04/1946	Active	12	1	4	-3	-20.00%	15	16	1		12		M,VP,SC	24+						
1736	WEWOKA	06/24/1926	Active	19	0	0	0	0.00%	20		6				S,M,VP,SC	14						
Current Total Clubs Count	YTD New Clubs Count	YTD Cancelled Clubs Count	YTD Net Club Gain	Current Total Members Count	YTD Add	YTD Drop	YTD Net Growth	YTD Net Growth %	Member Count 12 Months Ago	Average Member Count Per Club	% of Clubs with less than 20 members	% No MMR in 3 Months	% No Officer Report in 12 Months	% of Clubs with balance 90+ days	Number of Clubs in Status Quo	% Status Quo Clubs in Financial Suspension	Number of Cancelled Clubs	Average Cancelled Club Age	Members Lost Due to Cancellation	% of Clubs Cancelled for Non-Financial Reasons		
48	0	6	-6	947	54	145	-91	-8.77%	1,055	20	54%	54%	4%	8%	0	0%	6	65	74	17%		

* - P - Priority Club. Cancellation Reasons: 1-Objectives/conduct, 2-Non-active club, 5-Non-existing club, 6-Disbanding, 7-Merger, 8-Financial Suspension, 9-District/Multiple District Dues.

** - Abbreviation: P-President, S-Secretary, T-Treasurer, M-Member Chairperson, VP-First Vice President, MC-Communications Chairperson, SC-Service Chairperson

*** - Abbreviation: N/R - Never reported using the Lions Clubs website, N/A - Not applicable, No password registered for the Lions Clubs website.

**** - Abbreviation: N - New, IP - Immediate Past, R - Repeat.